




Key 360 Support Services Summary of Health Benefits



Health Plan Period: November 1, 2022 - October 31, 2023

**This is a summary of the benefits offered by Key 360. Please refer to the individual plan details for complete plan information.*

Eligibility: Full-time (40) team members: open enrollment or the 1st of the month following 60-day introductory period

| <u>Medical Plan - Option #1</u>  | <u>Medical Plan - Option #2</u>  | <u>Dental Plan</u>  | | | | | | |
|---|---|--|----------|---------|--------------|---------|--------|----------|
| <p>Provider: <u>Health Partners</u></p> <p>Plan: <u>2400-100% HSA Gold - Open Access</u></p> <p>Contribution: Employee: <u>50%</u> Employer: <u>50%</u></p> <p>Additional Coverage [Spouse, Domestic Partner and/or Dependent(s)]: Employee Contribution: <u>100%</u></p> <p>Monthly Premium Rates: <u>SEE RATES FORM</u></p> | <p>Provider: <u>Health Partners</u></p> <p>Plan: <u>5750-100% HSA Embedded Silver SE - Perform</u></p> <p>Contribution: Employee: <u>50%</u> Employer: <u>50%</u></p> <p>Additional Coverage [Spouse, Domestic Partner and/or Dependent(s)]: Employee Contribution: <u>100%</u></p> <p>Monthly Premium Rates: <u>SEE RATES FORM</u></p> | <p>Provider: <u>Health Partners</u></p> <p>Plan: <u>Distinctions 2</u></p> <p>Contribution: Employee: <u>50%</u> Employer: <u>50%</u></p> <p>Additional Coverage [Spouse, Domestic Partner and/or Dependent(s)]: Employee Contribution: <u>100%</u></p> <p>Monthly Premium Rates:</p> <table data-bbox="1486 987 1795 1084"> <tr> <td>Employee</td> <td>\$47.22</td> </tr> <tr> <td>Employee + 1</td> <td>\$94.44</td> </tr> <tr> <td>Family</td> <td>\$106.24</td> </tr> </table> | Employee | \$47.22 | Employee + 1 | \$94.44 | Family | \$106.24 |
| Employee | \$47.22 | | | | | | | |
| Employee + 1 | \$94.44 | | | | | | | |
| Family | \$106.24 | | | | | | | |
| <p>Optional with Enrollment in Health Plan:</p> <p><u>Health Savings Account (HSA)</u></p> <p>Provider: <u>Optum Bank</u></p> <p>Contribution Limits: 2022: \$3,650 Single, \$7300 Family</p> | <p>Optional with Enrollment in Health Plan:</p> <p><u>Health Savings Account (HSA)</u></p> <p>Provider: <u>Optum Bank</u></p> <p>Contribution Limits: 2022: \$3,650 Single, \$7300 Family</p> | | | | | | | |